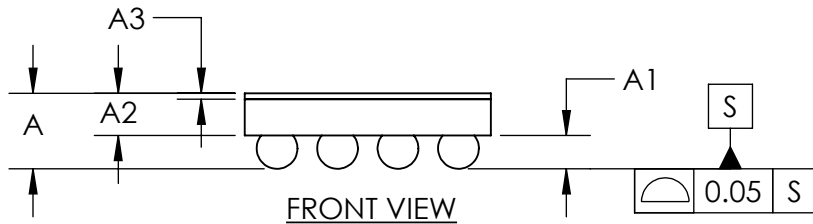
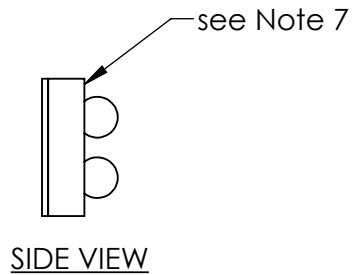
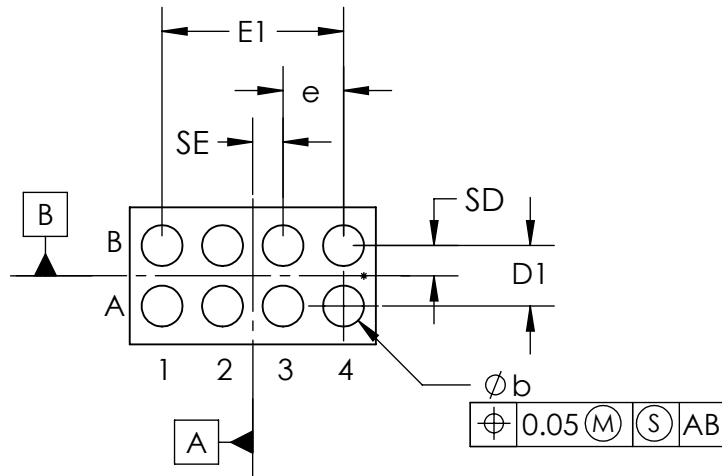


TOP VIEW



FRONT VIEW



BOTTOM VIEW

| COMMON DIMENSIONS          |              |
|----------------------------|--------------|
| A                          | 0.50 MAX     |
| A1                         | 0.19 ±0.03   |
| A2                         | 0.28 REF     |
| A3                         | 0.040 BASIC  |
| b                          | ∅0.27 ±0.03  |
| D                          | 0.908 ±0.025 |
| E                          | 1.628 ±0.025 |
| D1                         | 0.40 BASIC   |
| E1                         | 1.20 BASIC   |
| e                          | 0.40 BASIC   |
| SD                         | 0.20 BASIC   |
| SE                         | 0.20 BASIC   |
| DEPOPULATED BUMPS:<br>NONE |              |

NOTES:

1. Terminal pitch is defined by terminal center to center value.
2. Outer dimension is defined by center lines between scribe lines.
3. All dimensions in millimeter.
4. Marking shown is for package orientation reference only.
5. Tolerance is ± 0.02 unless specified otherwise.
6. All dimensions apply to PbFree (+) package codes only.
7. Front - side finish can be either Black or Clear.

- DRAWING NOT TO SCALE -

|  |                      |
|--|----------------------|
|  |                      |
| TITLE PACKAGE OUTLINE 8 BUMPS<br>WLP PKG. 0.4 mm PITCH,N80B1+1 |                      |
| APPROVAL   | DOCUMENT CONTROL NO. |
|  | 21-100228            |
| REV.   | 1/1                  |
| A  |                      |