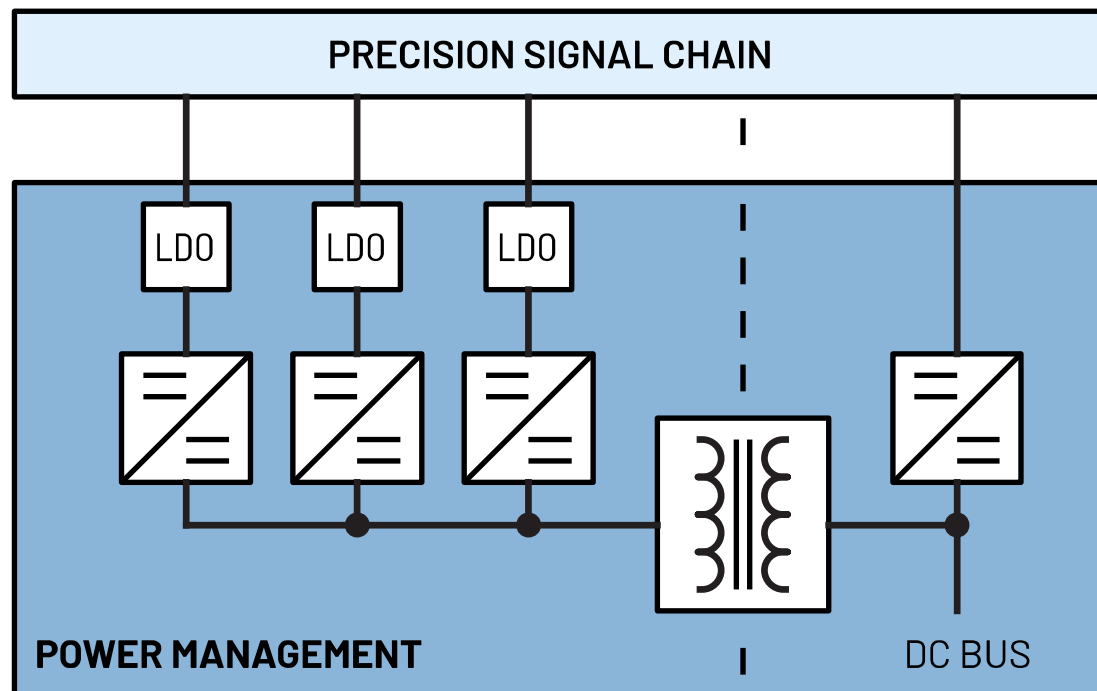


# POWER SOLUTIONS FOR PRECISION TECHNOLOGY SIGNAL CHAINS

PRECISION LOW POWER  
Single-Channel, 16 Bits, above 2.4 kSPS, Differential Input, Noise Optimized



Rev. 0 | Feb. 2023

©2023 Analog Devices, Inc. All rights reserved.  
Trademarks and registered trademarks are the  
property of their respective owners.

This document is interactive. You can click on any underlined text to navigate through the document.

For the resources:

APPENDIX	<u>Parts Guide</u>
	<u>Power Requirements</u>

Left-click the Parts Guide and Power Requirements to go through the list of power devices and other references.

The Power Components are listed on the Appendix, and you may click on the part to go through its product page online.

PART #	DESCRIPTION
<u>LT3471</u>	Dual 1.3A, 1.2MHz Boost/Inverter in 3mm x 3mm DFN
<u>LT8604</u>	High Efficiency 42V/120mA Synchronous Buck
<u>LT8570-1</u>	Boost/SEPIC/Inverting DC/DC Converter with 65V Switch, Soft-Start and Sync.

For the individual pages:

Left-click the specific signal chain to go through its respective block diagram or power tree.

Non-isolated
<u>1-Channel</u>

POWER RE	
PARAMETER	
Supply Voltage	
Supply Current	
PSRR	

**APPENDIX**

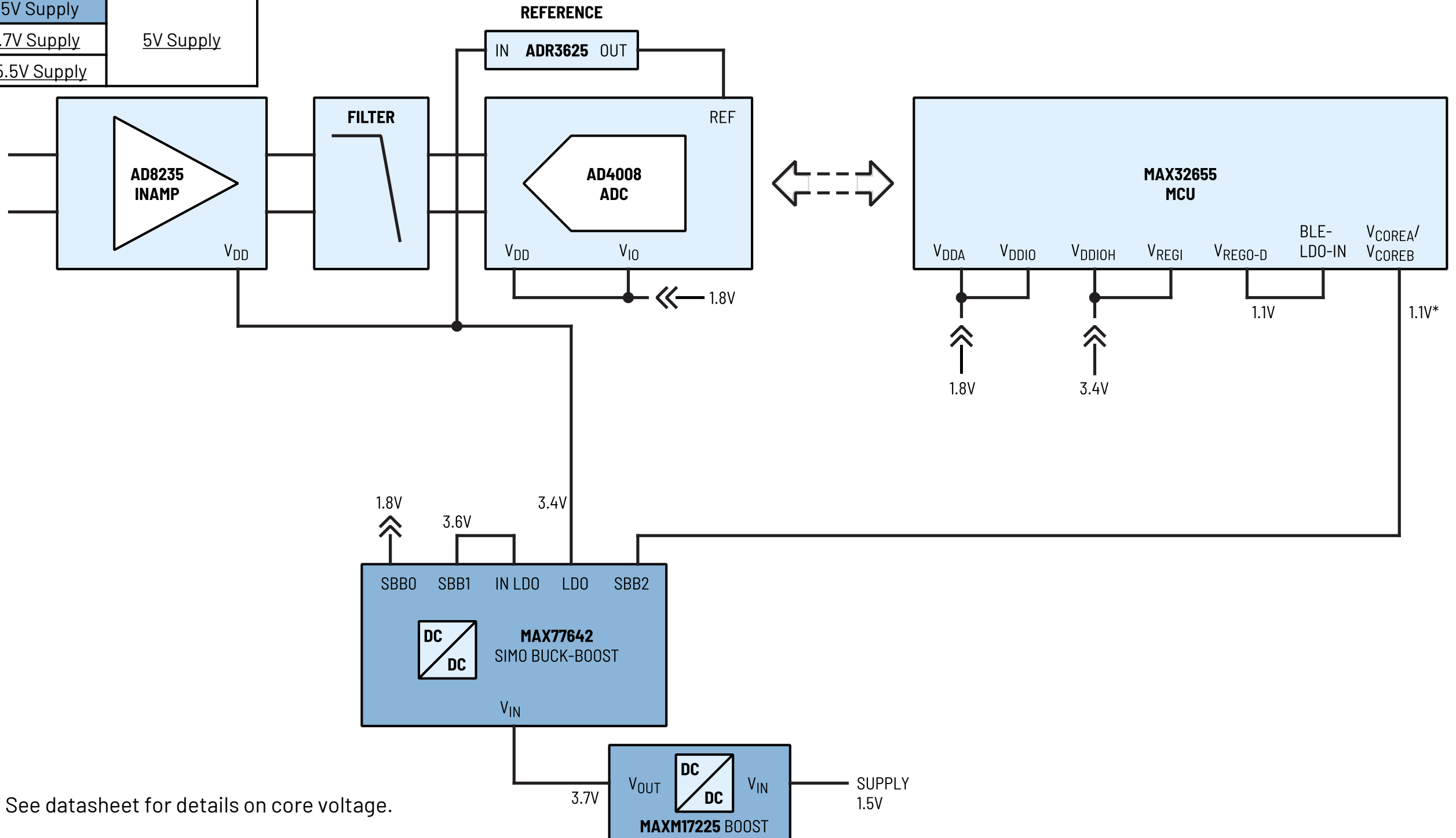
[Parts Guide](#)

[USER GUIDE](#)

[Power Requirements](#)

**Single-Channel, 16 Bits, above 2.4 kSPS,  
Differential Input, Noise Optimized**

Non-isolated	Isolated
1.5V Supply	5V Supply
3.7V Supply	
> 5.5V Supply	



\* See datasheet for details on core voltage.

**APPENDIX**

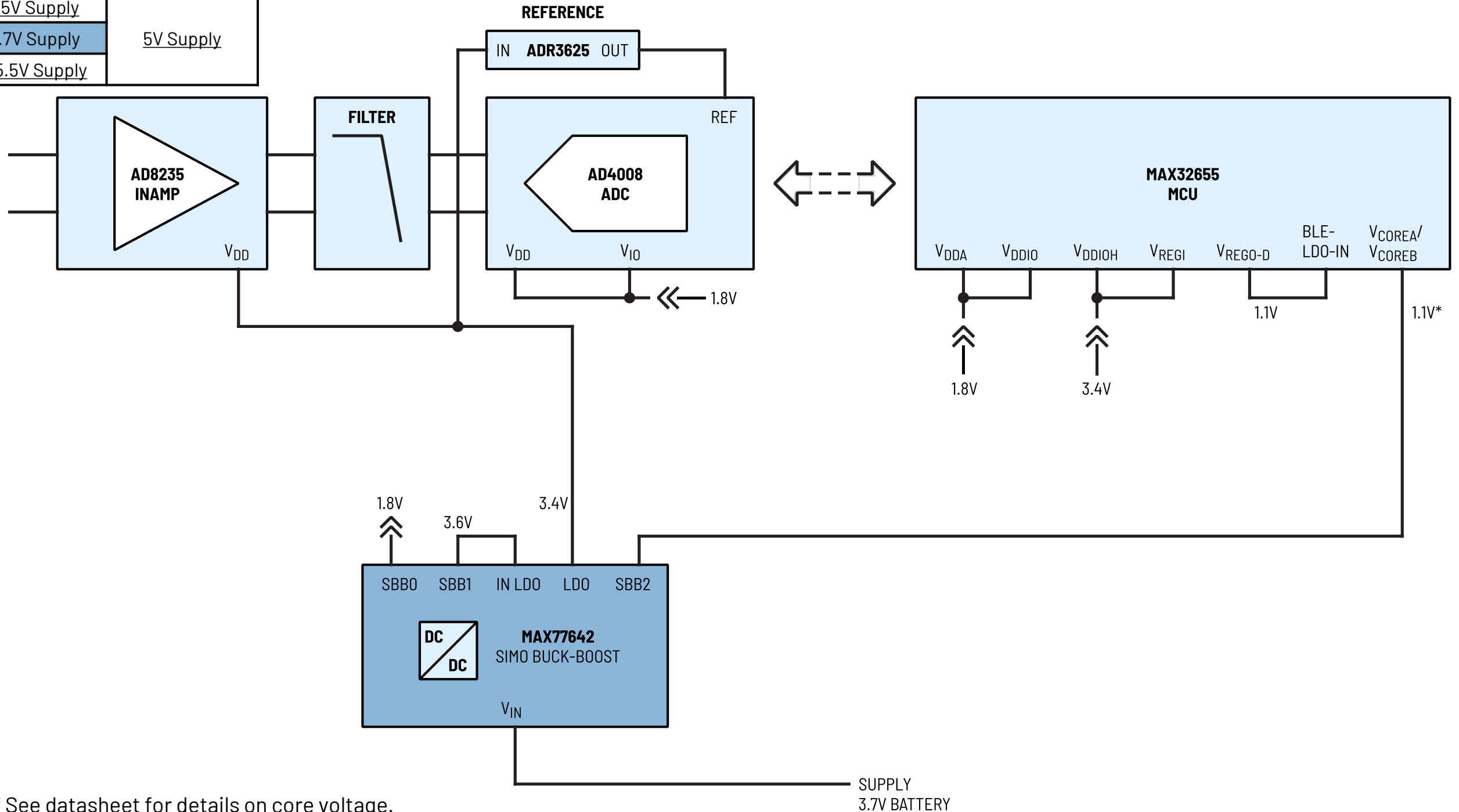
[Parts Guide](#)

[USER GUIDE](#)

[Power Requirements](#)

**Single-Channel, 16 Bits, above 2.4 kSPS, Differential Input, Noise Optimized**

Non-isolated	Isolated
1.5V Supply	5V Supply
3.7V Supply	
> 5.5V Supply	



\* See datasheet for details on core voltage.

**APPENDIX**

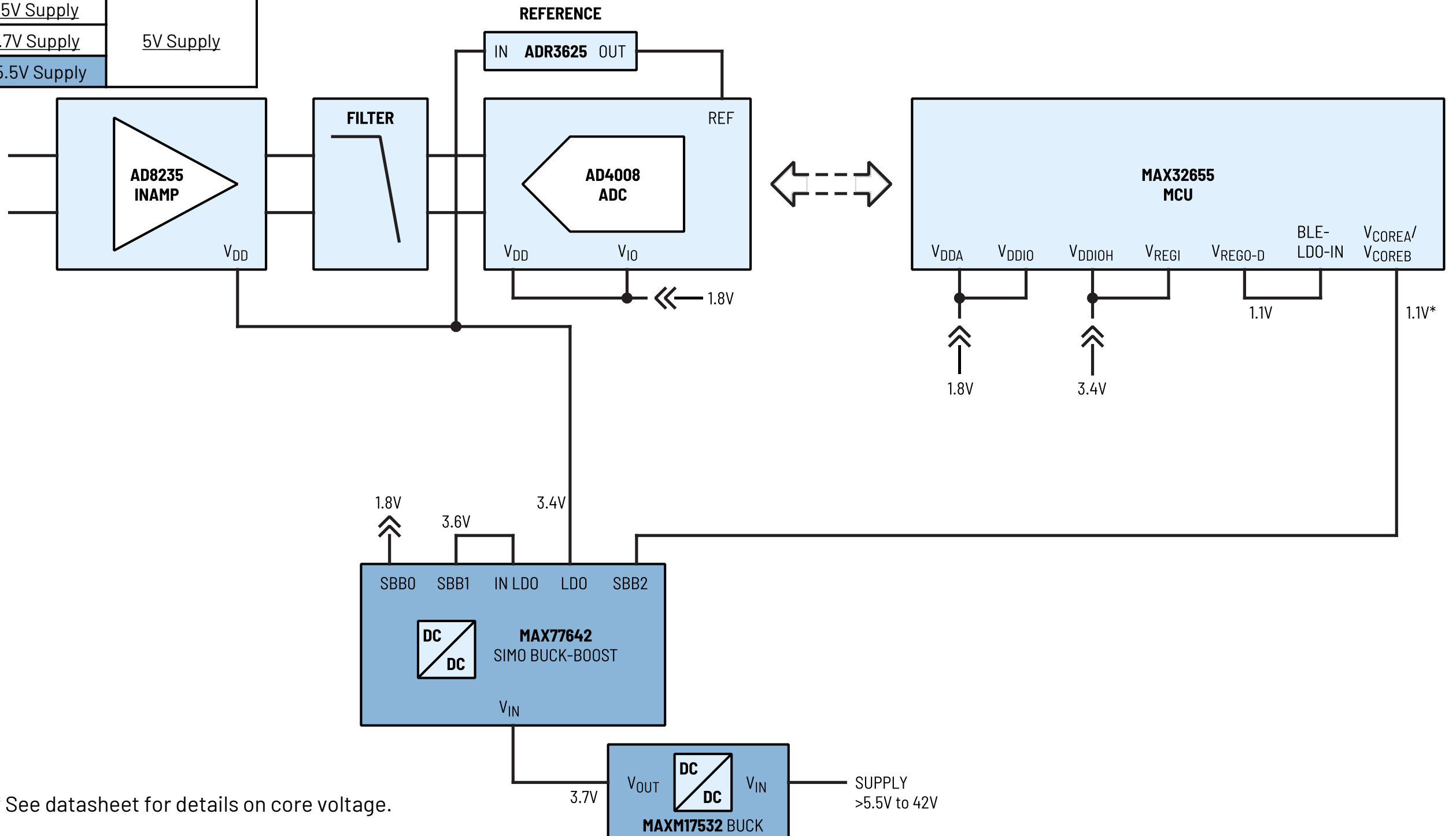
[Parts Guide](#)

[USER GUIDE](#)

[Power Requirements](#)

**Single-Channel, 16 Bits, above 2.4 kSPS,  
Differential Input, Noise Optimized**

Non-isolated	Isolated
1.5V Supply	5V Supply
3.7V Supply	
> 5.5V Supply	



\* See datasheet for details on core voltage.

**APPENDIX**

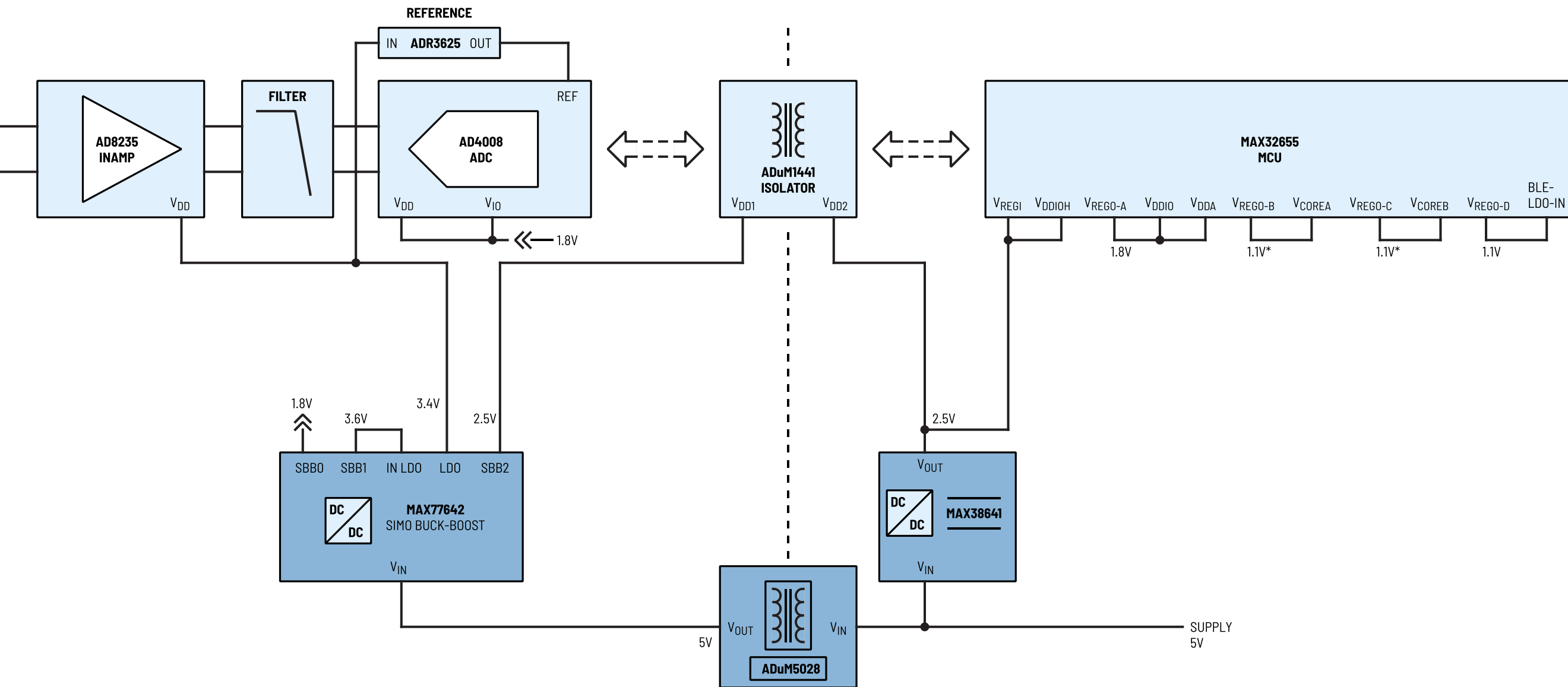
[Parts Guide](#)

[USER GUIDE](#)

[Power Requirements](#)

**Single-Channel, 16 Bits, above 2.4 kSPS,  
Differential Input, Noise Optimized**

Non-isolated	Isolated
1.5V Supply	5V Supply
3.7V Supply	
> 5.5V Supply	



\* See datasheet for details on core voltage.

Single-Channel, 16 Bits, above 2.4 kSPS,  
Differential Input, Noise Optimized

Non-isolated	Isolated
1.5V Supply	5V Supply
3.7V Supply	
> 5.5V Supply	

PART #	DESCRIPTION
<b><u>MAX77642</u></b>	Ultra Configurable PMIC Featuring 93% Peak Efficiency Single-Inductor, 3-Output Buck-Boost, 1-LDO for Long Battery Life
<b><u>MAXM17225</u></b>	Tiny, 0.4V to 5.5V Input, 300nA IQ, nanoPower Boost Module with True Shutdown
<b><u>MAXM17532</u></b>	4V to 42V, 100mA, Himalaya uSLIC Step-Down Power Module
<b><u>MAX38641</u></b>	Tiny 1.8V to 5.5V Input, 330nA IQ, 700mA nanoPower Buck Converter
<b><u>ADuM5028</u></b>	Low Emission Isolated DC to DC Converter

Single-Channel, 16 Bits, above 2.4 kSPS,  
Differential Input, Noise Optimized

Non-isolated	Isolated
1.5V Supply	5V Supply
3.7V Supply	
> 5.5V Supply	

## POWER REQUIREMENTS

PARAMETER	STAGES	In Amp		ADC		Reference	Isolation	
	Part #	<u>AD8235</u>		<u>AD4008</u>		<u>ADR3625</u>	<u>ADuM1441</u>	
	Pin	+V <sub>S</sub>	-V <sub>S</sub>	V <sub>DD</sub>	V <sub>IO</sub>	V <sub>IN</sub>	V <sub>DD1</sub>	V <sub>DD2</sub>
Supply Voltage	V	3.4	-	1.8	1.8	3.4	2.5	2.5
Supply Current	mA	0.05	-	1.78	0.36	0.075	0.9	0.9
PSRR	dB	100 (400Hz)		66 (1MHz)	101 (1MHz)	64 (100kHz; C <sub>L</sub> =10μF)	-	

**Note 1:** The supply currents indicated are the maximum quiescent current of the supply rails. For overall full load or short circuit current specifications, refer to the datasheets of the signal chain components.

**Note 2:** The supply voltages indicated are the values for typical applications.

**Note 3:** Consult the corresponding datasheets for details on power dissipation if needed.

**Note 4:** The actual supply current requirement shall be multiplied depending on the number of channels on the signal chain.

**Note 5:** For the MCU power requirements, consult the datasheet.