

SIZE	QTY	SYM	PLATED	TOL
0.006	82	◇	YES	+/-0.003
0.01	377	+	YES	+/-0.003
0.012	12	+ ^B	YES	+/-0.003
0.035	8	⊗	YES	+/-0.003
0.094	10	□	YES	+/-0.003
0.215	2	⊗	YES	+/-0.003
0.07	2	×	NO	+/-0.003
0.187	4	+ ^A	NO	+/-0.003
0.065	5	+ ^C	YES	+/-0.003

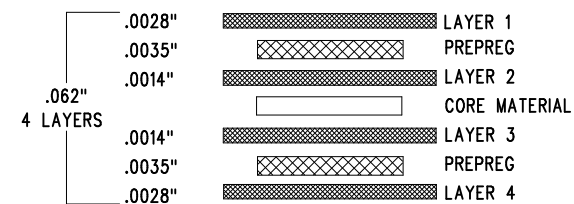
ADDITIONAL REQUIREMENT FOR PROTOTYPE FAB ONLY:

1. OUTGOING INSPECTION REPORT (BASED ON ACTUAL MEASUREMENTS AND CROSS SECTION).

ADDITIONAL REQUIREMENTS FOR PRODUCTION FAB ONLY:

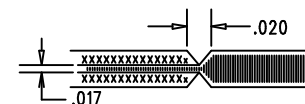
1. PROVIDE COMPLIANCE CERTIFICATES FOR RoHS, REACH AND CONFLICT-FREE MINERALS.
2. SOLDERABILITY BOARD WITH TEST RESULTS.
3. OUTGOING INSPECTION REPORT (BASED ON ACTUAL MEASUREMENTS AND CROSS SECTION).
4. VACUUM PACKED WITH DESICCANT.
5. FULL PANEL WITH NO REJECT

LAYER STRUCTURE



NOTES: UNLESS OTHERWISE SPECIFIED

1. FAB PER IPC-A-600.
2. MATERIAL: -EPOXY FIBERGLASS, NEMA GRADE FR-4
-FINISHED THICKNESS TO BE 0.062" +/- .005"
-TOTAL OF 4 LAYERS WITH 2 OZ. CU ON THE OUTER LAYERS AND 1 OZ. CU ON THE INNER LAYERS.
-FLAMMABILITY RATING: 94 V-0 MINIMUM.
3. SIZE: CUT TO DIMENSIONS AND TOLERANCES SHOWN.
0.00" ARE PRIMARY DATUMS.
4. DRILLING: -DRILL HOLES PER SCHEDULE. PLATE THROUGH HOLES WITH COPPER, 0.001" THICK MIN.
-ALL HOLE SIZES ARE SPECIFIED AFTER PLATING.
-HOLE LOCATION TOLERANCES ARE +/-0.003" IN RELATION TO CENTER
5. FINISH: -SMOBC USING LPI BOTH SIDES, COLOR GLOSS GREEN
-GOLD IMMERSION BOTH SIDES.
(LEAD FREE SOLDER CAN BE USED FOR PROTOTYPE)
-FOR SILKSCREEN: BOTH SIDES USE WHITE NON-CONDUCTIVE INK.
6. DO NOT ALTER ARTWORK e.g. TO ADD LOGO OR DATE CODE.
PAD SIZE CAN BE MODIFIED TO MEET END FINISH.
7. PCBs ARE TO BE RoHS COMPLIANT.
8. SCORING FOR PANELIZED PCB:



UNLESS OTHERWISE SPECIFIED

DIMENSIONS ARE IN INCHES

TOLERANCES:

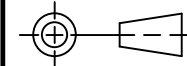
0.XX" = ±0.01"

0.XXX" = ±0.005"

INTERPRET DIM AND TOL

PER ASME Y14.5M-1994

THIRD ANGLE PROJECTION



TITLE: FABRICATION DRAWING

HIGH VOLTAGE DUAL LED CONTROLLER

SIZE	IC NO.	REV
N/A	LT8355IUFD-1 EVAL-LT8355-1-AZ	2

SHT 1 OF 1